

VANDANA TUBELESS SEEDER

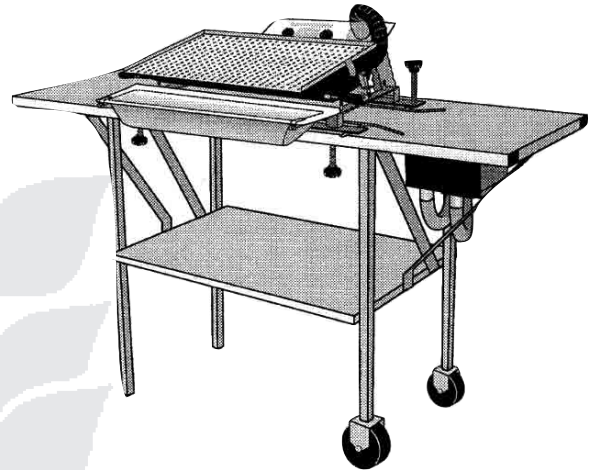
- Developed to handle a larger range of seeds from fine seed like Petunia to coarse seed like Melon.
- Seeds are dropped directly into tray.
- Sows entire tray at one drop.
- Templates cleaned automatically between drops with reverse air.
- Visual inspection by operator prior to drop provides superior accuracy.
- Variable Speed Vibrator with Rheostat and Momentary Switch.
- Variable adjustment to accommodate trays or pots from 1" to 4" high.
- Moveable Table Cart with 4" casters and galvanized sheet metal shelves and accessory shelf.

TO ORDER TEMPLATES, SPECIFY THE FOLLOWING:

- Tray manufacturer.
- Number of cells per tray.
- Number of seeds per cell.

Stock No.	Complete Seeder	Price
2711202	For Growing Trays	\$2365.00

Growing Systems, Inc.



Complete Seeders include table cart & seeder.
F.O.B. Wisconsin

GRO MOR INC.



VIBRO HAND SEEDER®

The **Vibro Hand Seeder®** is simple to operate. Speed up the seeding process to save time and money by using this hand-held, battery operated hand seeder for seedling flats or plug trays, or in the field. A versatile tool with speed control enables you to place any size of seed with precision. As you get more familiar with it, your speed will increase so that the seeds drop off the end as fast as your hand moves over the seeding medium. Hold the seeder level over the flat or plug tray to be filled. Depress the switch with your thumb or index finger, hold firmly. Turn the speed control, adjusting until the seed is moving slowly off the tip of the spatula. The speed can also be controlled by tilting the seeder up or down. This seeder uses a 9 volt alkaline battery.

ACCESSORIES:

- A 115V Power Supply Adapter is available for when a lot of seeding is planned.
- A Tip Magnifier attaches to the end of the seeder to help see the smaller seeds like begonia and lobelia.

Stock No.	Description	Price
2710005	Vibro Hand Seeder®	\$55.41
2710006	Power Supply Adapter	22.38
2710007	Tip Magnifier	12.80

WAND SEEDER

THE AVERAGE TIME TO SEED A 406 PLUG TRAY WITH CABBAGE OR PELLETED SEED: 4-5 MINUTES...OR LESS!

- Now with high tech needles.
- The Gro Mor® Tips are "seed-friendly".
- 90 tips in all, 18 tips of five sizes, color coded.
- To change plug trays or cell packs when sowing, simply change wand.
- Comes with one standard wand of your choice with a variety of wand sizes available.
- Easy to operate.
- Available in three models: TM1 with heavy duty vacuum pump; TM2 with universal vacuum adapter fitting which attaches to a shop vac or household vacuum; TM3 with a Venturi pump that attaches to a regulated compressed air line or compressor.



GRO MOR INC.

Stock No.	Description	Price
2710015	TM1 - Vacuum Pump Package	\$680.89
2710025	TM2 - Vacuum Adapter Package	285.57
2710035	TM3 - Venturi Pump Package	427.96

Specify wand choice when ordering. F.O.B. MA.





SEED MOR™

MANUAL NEEDLE SEEDER FOR THE SMALL, MID-SIZE, AND LARGE GROWER.



- A heavy duty Needle Seeder drops the seed directly onto the plug tray and cell pack surface and not down a tube.
- The operator can see the seed being picked up and released.
- Changes over to different plug trays and seed size in minutes.
- Simple to operate! After quickly becoming familiar with the machine, an operator can easily fine tune production.

Contact office or your sales representative for pricing.

ANTAL CAYSON EQUIPMENT PLUG POPPER




The Plug Popper dislodges your plugs from their tray in a matter of seconds. No more broken stems or damaged roots. This indispensable horticultural tool works with a simple foot-pedal operation. No cords, hoses, or motors to maintain. The Plug Popper is easy to use and handles any tray with the swap of an insert. Try it for yourself: You will find that this heavy-duty workhorse pays for itself in a single season.

FEATURES:

- Durable powder coat finish
- Adjustable stroke limiter
- 4" easy roll wheels

Stock No.	Description	Price
2711500	Plug Popper	\$1339.91



PLUG POPPER PLUS

The Plug Popper Plus is powered by compressed air. The Plug Popper Plus dislodges your plugs from their tray in a matter of seconds. No more broken stems or damaged roots.

FEATURES:

- Adjustable stroke limiter
- Push button operation
- Heavy duty steel construction
- Durable powder coat finish

Stock No.	Description	Price
2711505	Plug Popper Plus	\$1840.41

PLUG POPPER GRANDE

The Plug Popper Grande is for growers who use trays bigger than the standard 10 x 20 tray. It accommodates both plastic and styroblock tray sizes up to 12 x 24. The wide foot pedal provides better leverage.


Stock No.	Description	Price
27115010	Plug Popper Grande	\$1751.75



DIBBLE PRO

Handheld lightweight aluminum dibble board is custom made to your tray with the option of plastic or aluminum pins.

- Aluminum Uni-Body Construction
- Plastic or Aluminum Pins
- Automatic Stripper Plate
- Durable Anodized Finish
- Makes A Perfect Dibble Every Time
- Use For Plugs or Cuttings
- Adjustable Depth Control
- PLASTIC PIN SIZES - 3/4", 5/8", 1/2"
- ALUMINUM PIN SIZES 1/4", 3/16", 1/8"



DIBBLE MATE

Combine the Dibble Mate foot operated station with any of the dibble boards and have a work station just for dibbling.

Stock No.	Description	Price
2711600	Dibble Pro*	\$314.60
2711605	LG Dibble Pro*	343.20
2711610	Dibble Mate**	337.48

** Body only. ** Does not include Dibble Board
Pins are additional. FOB: OR*

SMB NURSERY CARTS & WAGONS



Stock No.	Description	Price
27151035	24" x 48" Expanded Metal Wagon (#EFRW-G)	\$171.34



Stock No.	Description	Price
27151025	2-Wheel, Wheel Barrow Style Cart (#2WGC)	\$241.99



Stock No.	Description	Price
27151065	20" x 38" Double Plastic Cart (#03562)	\$227.32



Stock No.	Description	Price
27151085	20" x 38" Plastic Deck Wagon (#03548)	\$119.94
27151075	20" x 38" Plastic Deck Wagon w/Cedar Racks (#03549)	174.93





DISPLAY CARTS

PA840

- Sturdy, all welded construction - No bolts. Length: 81" Height: 68" Width: 16-1/2" frame (26" overall)
- 3/4" steel pipe supports with 1-1/2" angle iron frame and shelves.
- 2 - 12" stationary wheels w/pneumatic tires & 2 - 10" swivel casters.
- Includes two movable shelves plus fixed top and bottom shelves.
- Carries seven 11" flats per shelf.
- Extra shelves available; accommodates up to 9 total shelves.

PA830

- Sturdy, all welded construction. Length: 42" Height: 48" Width: 25"
- Comes with two tiltable shelves.
- Ideal for display or customer use.
- Designed to carry up to 12 flats.
- 1 pair swivel casters & 1 pair fixed casters feature 8" pneumatic tires.
- Collapses completely for storage or transit.

PA850

- Length: 81" Height: 66" Width: 24-1/2" frame (33-1/2" overall)
- Same design as PA840, but with 22" wide shelves to fit 10" x 20" flats.
- Extra bracing in shelves.

Stock No.	Description	Price
271-50840PPA	PA840 Flower & Flat Cart	\$451.99
271-50841PPA	PA841 (extra shelf for PA840)	66.07
271-50850PPA	PA850 Flower & Flat Cart	602.90
271-50851PPA	PA851 (extra shelf for PA850)	69.57

PA410 TRACK TRAILER

- 4' X 10' expanded mesh deck allows water & dirt to drop through (also available as 4'x8' PA408).
- Trailer highway hubs, 18.5" x 8" trailer wheels.
- Front drawbar with pin for towing, hitch at rear.
- 4-wheel steering for easy tracking.
- Extra shelves available.



F.O.B. Pennsylvania

Stock No.	Description	Price
271-50410PAA	PA410-4'x10' track trailer	\$1501.01
271-500415PAA	PA415 (extra shelf for PA410)	349.21
271-500408PAA	PA408-4'x8' track trailer	1340.98
271-500405PAA	PA405 (extra shelf for PA405)	324.70

PA68 FLAT BED CART

- Carries 8 flats or 21 - 8" pots.
- Sturdy legs to prevent tipping.
- 25" x 58" expanded metal tray, allows water and dirt to drop through.
- 16" ball bearing wheels with pneumatic tires.



Stock No.	Description	Price
271-50068PAA	PA68 Two-wheel cart	\$305.58

PA684 FOUR-WHEEL SERVICE CART

- Sturdy four wheel design won't tip.
- No lifting necessary - just push.
- Front swivel casters with 10" pneumatic tires, 16" pneumatic rear tires.
- 25" x 58" expanded mesh tray, allows water and dirt to drop through.
- Extra shelves available (model PA685).



Stock No.	Description	Price
271-50684PAA	PA684 Four Wheel Cart	\$377.52
271-506085PAAX	PA685 (extra shelf for PA684)	153.37

F.O.B. Pennsylvania



HAND TRUCKS

PA48BT

- 350 lb. capacity
Height 48" Width: 23"
- Steers easily with center handle.
- 14" x 14" heavy duty toe plate.
- 5/8" cold rolled steel axle.
- 10" pneumatic tires.
- Industrial ball bearing wheels.



Stock No.	Description	Price
271-548BTPAA	PA48BT	\$201.33

PA80

- 1000 lb. capacity
Height 58" Width: 35"
- Easily carries 30" ball with excellent balance.
- 3/4" cold rolled steel axle.
- Industrial ball bearing wheels.
- 6" high flotation tires.
- Side handles available.



Stock No.	Description	Price
271-50080PAA	PA80	\$310.35

PA92 / PA93

- 1000 lb. capacity
Height 59" Width: 39"
- 24" wide by 12" deep toe bar for easy pick up.
- One piece frame of 1-1/4" 13 ga. steel tube.
- Removable 3/4" cold rolled steel axle.
- Industrial ball bearing wheels.
- 16" high flotation tires.
- Side handles available.

PA93 FEATURES:

- 1500 lb. capacity
Height 66" Width: 43"
- Same design as PA92 but larger in size with extra bracing



Stock No.	Description	Price
271-50092PAA	PA92	\$310.35
271-50093PAA	PA93	362.88

PA69

- 800 lb. capacity
Height 62" Width: 30"
- 3/4" cold rolled steel axle.
- Industrial ball bearing wheels.
- 12" high flotation tires.
- Side handles available.



Stock No.	Description	Price
271-50069PAA	PA69	\$264.36

PA81

- 1500 lb. capacity
Height 72" Width: 36"
- Same design as PA80 but larger in size with extra bracing at axle and handles.
- 3/4" cold rolled steel axle.
- Industrial ball bearing wheels.
- 16" high flotation tires.



Stock No.	Description	Price
271-50081PAA	PA81	\$362.88

PA99 INJECTOR CART

- 12 gallon tank capacity
Height: 48" Width: 23"
- Heavy steel welded construction.
- 5/8" cold rolled steel axle for superior strength.
- Ergonomic-design kickplate for easy counterbalancing of fully loaded cart.
- 8" pneumatic tires roll easily over rough surfaces.
- Heavy duty flat bar pump support brackets.



Stock No.	Description	Price
271-50099PAA	PA99	\$111.25

F.O.B. Pennsylvania





PA38 TWO-WHEEL CART

- Lightweight, but heavy duty, the best service cart available.
- 24" x 36" heavy mesh bed, allows water and dirt to drop through.
- 10" industrial ball bearing wheels with pneumatic tires.
- Removeable side rails.
- Collapsible for UPS shipment.



Stock No.	Description	Price
271-50038PAA	PA38 Two-Wheel Cart	\$226.07
271-50385PAA	PA385 (extra shelf for PA38) sold w/cart	\$119.12
271-50385PAAX	PA385 (extra shelf for PA38) sold without cart	\$126.27

PA384 FOUR WHEEL CART

- Features two 10" fixed wheels plus two 10" swivel pneumatic wheels on casters.
- 25" x 36" heavy mesh bed, allows water and dirt to drop through.
- Removable side rails.
- Collapsible for UPS shipment.



Stock No.	Description	Price
271-50384PAA	PA384 Four Wheel Cart	\$270.71
271-50385PAA	PA385 (extra shelf for PA384) sold w/cart	\$119.12
271-50385PAAX	PA385 (extra shelf for PA384) sold without cart	\$126.27

PA28P WAGON

- Heavy duty wagon with large handle.
- 5" high removable sides.
- No noise bed for silent operation.
- 16" x 36" mesh deck, allows water and dirt to drop through.
- 8" pneumatic wheels.
- Can ship UPS.



Stock No.	Description	Price
271-50028PPA	PA28P Wagon	\$339.65

PA91 WAGON

- Contoured, large handle.
- Four 10" pneumatic tires.
- Front casters swivel easily for precise turning.
- Heavy steel mesh bed allows dirt and water to drop through.
- Overall bed 25" x 42"
- Side rails remove easily.
- PA915 extra shelf, includes four 20" corner posts and upper shelf of 25" x 42".
- Can not ship UPS.



Stock No.	Description	Price
271-50091PAA	PA91 Wagon	\$299.46
271-50915PAA	PA915 (extra shelf for PA91) sold with cart	\$154.97
271-50915PAAX	PA915 (extra shelf for PA91) sold without cart	\$162.12

PA2048P RETAIL CART

- Expanded mesh shelves allow water and dirt to drop through.
- 48" x 21" bottom shelf takes 10" x 20" flats; folding top shelf, 23-1/2" x 22", holds two flats or retail hard goods. (Also available with 36" bottom shelf in PA2036P.)
- Heavy duty frame, 1-1/4" 13 gallon steel tube.
- Front swivel casters, pneumatic tires.
- Overall dimensions: 54" long (20" when nested), 30" wide, 40" height.



Stock No.	Description	Price
271-50204PAA	PA2048P Retail Cart	\$378.02
271-50203PAA	PA2036P Retail Cart	372.60

F.O.B. Pennsylvania

TRANSPORTATION CARTS

One of the single largest expenses in the commercial greenhouse and nursery is labor. Not only is it the biggest expense but it's also hard to find good reliable people to provide the labor. Most growers are implementing ways to cut labor costs and improve efficiencies from the use of transportation carts around the nursery to customer deliveries. Transportation carts can be used to pull customer orders' load directly on to delivery trucks and dropped to customer saving time, labor and damage to product. Transportation carts can, in some instances, pay for themselves during one shipping season by the savings of labor, time and damages to plant material.

ALL VRE TRANSPORTATION CARTS FEATURE:

- All weld steel construction.
- Hot dipped galvanized after welding.
- 2" wide x 5" high "Easy Roll" VRE yellow hub castors.
- Up to 450 lbs. per castor.
- Tow bar and tow pin standard.
- Shelves are fully adjustable (at 2" increments for the hook-in carts and 2-5/8" increments for the slide-in carts).
- Identification nameplates available.
- VRE Exclusive stacking flange.
- Knocks down to 15% of its original size.
- Common sizes listed below.
- Custom sizes available.
- All bases and shelves sold separately.



HOOK-IN SHELF CARTS

VRE Standard Hook-In shelf carts are real time and labor savers for those growers who have a normally consistent crop height and shelves do not need to be changed frequently. One of the major advantages of this type of cart is that shelves can be tilted to display plant material. This cart has all of the other great features incorporated into it that all VRE carts have. Hot dip galvanizing after manufacturing assures the carts will weather inside and outside uses much better than painted carts and galvanized plated carts which easily chip and peel.



The VRE Heavy Duty Hook-In shelf carts are for transporting nursery plant products to the customer. These units are usually custom made for specific nursery customer needs. These carts are for the most part similar to the regular hook-in carts except that they have extra bracing and instead of flat bars for bracing they have angle bars. They also feature taller and heavier side rails. Valuable cargo area can be utilized



and filled more effectively than traditionally fixed shelved trucks. Carts are fork-liftable and have an optional forklift tong channel, which keeps the cart from sliding or falling in rough terrain. Carts are available with pneumatic tires as an option and tow-bar is included.

SIDELOAD OR SLIDE SHELF CARTS

Transportation carts with slide shelves offer a tremendous advantage to the grower by changing shelf spacing easily by simply sliding the shelf out and sliding the shelf in at the correct spacing. Carts are loaded from the bottom up and shelves slide from either side of the cart directly over the last shelf loaded. This feature saves cart-loading time and utilizes cart space to the maximum when compared to the traditional hook shelf carts where all shelves on the cart must be removed to change shelf spacing. The VRE slide shelf carts are excellent carts for greenhouse growers where multiple crop heights are common for finished plant material.

Stock No.	Description	Price
27181100	22" x 59" Expanded Metal Base w/4 poles	\$221.64
27181102	22" x 59" Expanded Metal Hook Shelf	30.62
27181104	22" x 59" Solid Metal Hook Shelf	47.56
27181110	24" x 67" Expanded Metal Base w/4 poles	270.42
27181112	24" x 67" Expanded Metal Hook Shelf	47.43
27181120	28" x 65" Expanded Metal Base w/4 poles	283.36
27181122	28" x 65" Expanded Metal Hook Shelf	53.84

Stock No.	Description	Price
27181130	31" x 44" Expanded Metal Base w/4 poles	\$264.88
27181132	31" x 44" Expanded Metal Hook Shelf	40.41
27181140	44" x 46" Expanded Metal Base w/4 poles	319.09
27181142	44" x 46" Expanded Metal Hook Shelf	55.93
27181162	10" Pneumatic Castor	85.00
27181164	Brake (per wheel)	9.79

Call for quantity discounts and special freight rates for combined shipments. Additional sizes and custom sizes available. F.O.B. CN.



MERCHANDISERS & DISPLAY CARTS

THE MERCHANDISER

- Ideal for outdoor or indoor use.
- Quick assembly, no tools required.
- Versatile all steel construction.
- Hot dipped galvanized finish.
- Shelves can be tilted or removed to provide optimal display possibilities.
- 2 adjustable lower shelves (*width x 72" long)
- 1 adjustable top shelf (20" wide x 72" long)
- Hanging basket top bar.



Stock No.	Description	Price
27181010	MRCH44-44" *Wide x 72" Long x 90" High	\$436.13
27181070	MRCH36-36" *Wide x 72" Long x 90" High	404.10
27181072	MRCH22-22" *Wide x 72" Long x 90" High	344.84

Extra shelves available. Call for further information and pricing.

RETAILER

- 22" wide x 59" long x 82" high.
- All steel construction.
- Available in red, green, yellow or blue.
- 5" VRE yellow hub castors (2 rigid, 2 swivel).
- 3 adjustable/tilting shelving at 2" spacing in slotted corner posts.
- Outdoor rated canopy.



Stock No.	Description	Price
27181080G	Retailer - Green	\$614.77

RETAIL SHOPPING CARTS

Specifically designed to be used in and around the Greenhouse / Garden Center / Nursery Sales area, allowing your customer to move their purchases to the checkout area with ease.

CUSTOMER SERVICE CART

- Wire mesh shelving with perimeter lip helps reduce product damage.
- 24" wide x 44" long x 44" high.
- Upper level is stationary.
- Additional support added to top shelf.
- All steel construction.
- Hot dipped galvanized finish.
- 8" rigid wheels on the rear, 6" swivels on front.



Stock No.	Description	Price
27181060	2 Tier Customer Service Nesting Cart	\$353.59

22" X 40" GARDEN CART

- All steel construction.
- 22" x 40" deck with front anti-tip bar.
- 8" wheels for 280 lb. capacity.
- Hot dipped galvanized finish.
- Three types of tires available: Black solid, Flat Free, and Air.
- Optional add-on basket available easily fastened with 2 adjustable clamps.



Stock No.	Description	Price
27181003	22" x 40" Garden Cart (without pole & basket)	\$117.04

#2248 NURSERY CART

- All steel construction.
- 22" x 48" deck size.
- 600 lb. capacity.
- Towable and easy to use.
- Hot dipped galvanized finish.
- Castors (2 swivel, 2 rigid).
- Optional add-on deck for increased capacity.



Stock No.	Description	Price
27181006	#2248 Nursery Cart	\$232.85

SHOPPER CART

- All steel construction.
- Hot dipped galvanized finish.
- One push/pull handle.
- Two 22" x 36" decks to move more product with a total of 350 lb capacity.
- 8" solid or air castors available.
- Custom name plate available.



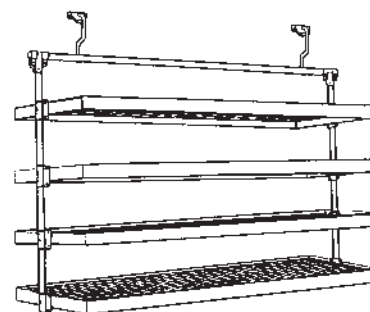
Stock No.	Description	Price
27181005	2 Tier Shopper Cart	\$278.43

VRE SYSTEMS Merchandisers & Shopping Carts are F.O. B. Canada.

E-ZY GROWER MONORAIL CARTS

The E-zy Grower Monorail Carts are designed for use where aisles are too narrow or floors are too rough and uneven for normal carts. Our Monorail carts glide easily on overhead rails called speed rails. The speed rails are attached overhead with rail supports and can be installed throughout your greenhouses, saving you valuable time and energy.

Each cart measures 18" wide x 5-1/2' long (inside measurement) and will hold six 'standard' or 'true-line' flats per shelf. This means you can easily move up to 30 flats at a time using our five shelf Monorail Cart! Plus the cart glides so smoothly along the speed rails that you can move several arm full loads of potted plants at one time and the pots won't tip over! There are many components to design a system to fit your needs.



Call for full details and pricing. F.O.B.

PRO-GROW ELECTRIC SOIL STERILIZER



- Soil Capacity: 1/8 cubic yard.
- 24-hour Sterilizing Capacity: 1 cubic yard.
- Current: 12-1/2 Amps @ 120 volts, 50/60 hz/al.
- Temperature Control: Heavy duty thermostat adjustable from 140°F to 200°F.
- Length: 33" Width: 17" Depth: 16"
- Shipping Weight: 85 lbs.



- Soil Capacity: 1/4 cubic yard.
- 24-hour Sterilizing Capacity: 2 cubic yard.
- Current: 12-1/2 Amps @ 240 volts, 50/60 hz/al.
- Temperature Control: Heavy duty thermostat adjustable from 140°F to 200°F.
- Length: 33" Width: 32" Depth: 16"
- Shipping Weight: 130 lbs.



- Soil Capacity: 1/2 cubic yard.
- 24-hour Sterilizing Capacity: 4 cubic yard.
- Current: 25 Amps @ 240 volts, 50/60 hz/al.
- Temperature Control: Heavy duty thermostat adjustable from 140°F to 200°F.
- Length: 61" Width: 32" Depth: 16"
- Shipping Weight: 192 lbs.

Stock No.	Item No.	Price
2712120	Model SS15	\$1044.00

Stock No.	Item No.	Price
2712121	Model SS30	\$1310.00

Stock No.	Item No.	Price
2712122	Model SS60	\$1674.00

PRO-GROW HEAVY DUTY SOIL MIXERS



Precision built for long trouble-free service. Rotor bar mixing agitator ensures uniform mixing with self unloading feature. Heavy duty construction with strong gear motor power assures long life. Sliding discharge control with hand lever stops for desired flow rates.



Model	Capacity	Cap/Hr.	Size WxLxH	Motor HP	Voltage Phase	Weight
SM5	1/2 yd	3-4 yd	33 x 50 x 60	1-1/2	230V - 1PH	600 lbs.
SM10-1	1 yd	6-8 yd	33 x 80 x 60	3	230V - 1PH	900 lbs.
SM10-3	1 yd.	6-8 yd	33 x 80 x 60	3	230V - 3PH	900 lbs.

Stock No.	Item No.	Price
2718005	SM5	\$5093.00
2718006	SM10-1	6463.00
2718007	SM10-3	6014.00

Specify electrical requirements when ordering. F.O.B. Wisconsin.





TURBO FILLER MARK 2 & MARK 3 HIGH SPEED, PORTABLE FLAT/POT FILLING MACHINES

Turbo Filler series sets a new standard for filling flat/pots machines by combining speed, portability, quality at an affordable price that fills containers consistently time after time reducing labor production costs and improving plant quality. Mark 2 equipped with 2HP motor 115v/single phase 25 amps and Mark 3 230v/single phase 20 amps.



FEATURES:

- Two 12" wheels on back and 6" swivel casters on front allowing machine to rolled through a 4' door.
- Speed: Mark 2 fills up to 1300 flats per hour and Mark 3 fills up to 1700 flats per hour.
- Versatility: Guides and brush are adjustable for baskets up to 10" tall and tray up to 15" wide.
- Hopper Capacity: 1/2 Cubic yard
- Power Brush standard on all models
- One Year Limited Warranty
- Dimensions: 54"L x45"W x70"H
- Stainless steel shafts on pulleys and rollers

Description	Price
Turbo Filler Mark 2 230/v 1ph	\$8,400.00
Turbo Filler Mark 2 115/v 1ph	8,550.00
Turbo Filler Mark 3 230/v 1ph	8,900.00

FOB Manufacturer

VERSALITE LV SERIES VARIABLE-SPEED PORTABLE CONVEYOR SYSTEM



The VersaLite L Series conveyor combines durability, portability and versatility all in one affordable package. This UHMW plaster slider bed with stainless steel pulleys is designed to handle light to medium loads (max. 125 lbs per 16' section). Master section controls slider bed up to nine 16 foot slave sections by a variable DC speed control (forward and backward @ the maximum speed of 50' per minute). Each section can be angled by 20 degrees either up or down. Belt width is 10" and available in 8' (55 lbs) and 16' (75 lbs) sections.

Description	Price
VersaLite L-Series 8'4" Master Section	\$1,243.20
VersaLite L-Series 8'4" Slave Section	1,210.00
VersaLite L-Series 16'4" Master Section	1,787.00
VersaLite L-Series 16'4" Slave Section	1,440.00
90 Degree Turn Kit	275.00
19.5' DC Extension Cord (required for some 90 degree)	56.00
19.5' DC Reversing DC Extension Cord	56.00
Adjustable Tripod Stand (26-42" to conveyor top)	60.00
Low Stands (9.5" to conveyor top)	32.00
"H" Stands (29"-35" to top of conveyor)	80.00
Add-On Control (converts slave to master)	395.00



FOB Manufacturer

WC4 WATERING CONVEYOR

The WC4 is a 4 & 8 foot long watering conveyor with stainless steel tub and a 12" or 15" wide plastic-link conveyor belt, electric eye for turning water on and an adjustable timer controlling the time of water flow. This compact conveyor saves water by its short length. Two Spray Wands have 3 rows of 1/32" holes totaling 250 holes per wand allowing a large volume of water output with gentle streams of water. Each Wand has a 4" long, sealed, plastic tubing called restrictor tube to adjust spray for narrow flats and pots saving water. Holes are angled so plants with large foliage would be irrigated from all angles. Features are Variable Speed Conveyor, 12-15" wide conveyor, 20 micron inn-line water filter, adjustable flow rate up to 4.5 gallons per minute, adjustable legs for belt height (31-41"), adjustable sprayer height (up to 19"), footprint is 49"L x 36"W, power source 120V-AC and comes with a one year warranty.



FOB Manufacturer

Description	Price
12"x4' Water Conveyor w/ 2 wands	\$3,300.00
15"x4' Water Conveyor w/ 2 wands	3,375.00
15"x8' Water Conveyor w/ 4 wands	4,500.00
15" Replacement Spray Wand	90.00
17" Replacement Spray Wand	95.00



FOB Manufacturer



MAGNA AUTODIBBLER AUTOMATIC DIBBLING MACHINE

The Magna AutoDibbler features a universal dibble board that will accommodate 1/2", 3/4", 1", and 1.25" magnetic dibblers that can be moved to any position for just about any size flat or configuration of pots. Fixed custom made dibble boards are also available for 3/16" to 1.25" dibblers for anywhere from 1 to 128 pins locations. This dibbler can handle up to 14.5" wide and 6" tall containers, dibbles up to 950 flats per hour, requires compressed air source (3CFM@90PSI) and come with a one year warranty. Semi automatic model is also available upon request.



PD3 SEMI-AUTOMATIC POT DISPENSER



CUSTOM-MADE MANUAL DIBBLING BOARDS



Manual custom made dibbling boards are made of high quality components including high strength and lightweight aluminum baseplate, spring loaded marine-grade shredder plate, with 3/16" stainless steel dibbling pins or

1/2"-1.5" UHMW dibbling cones for plugs. Cone sizes are 1/2", 3/4", 1", 1.25", 1.5" diameter cones. Call for custom dibbler board quotation.



The Randal Tool PD3 Semi-Automatic Pot Dispenser will dispense both round thermoformed and injected molded containers (4'-6") simply by manually feeding the tray through the dispenser and by the push of a button dispensing the pots into the flat. This simple manual process will easily increase pot dispensing time by 2 to 3 times compared to 100% manual disbursement. Machine dimensions are 60"Lx37"Dx65"H, requires a 90 PSI air source and come with a one year warranty.



Description	Price
PD3 Base Unit w/ one head	\$3,900.00
PD3-H2 additional two tube head	975.00
PD3-H3 additional three tube head	1,400.00

FOB Manufacturer

